

Lesson 81 - Beginning Blend **scr**

Overview:

- Review beginning sounds
- Introduce beginning blend **scr**
- Review use of quotation marks
- Sentence sequence
- Yes / No questions

Materials and Supplies:

- Teacher's Guide & Student Workbook
- White board
- Reader 3: *The Pet Snake*

Teaching Tips:

Review consonant blends used at the beginning of a word. Use the white board to present the new beginning blend **scr** with both long and short vowels.

Compare the beginnings of **sc** and **scr** to make the student aware of the additional sound. Crisscross ending parts of make-up words so the transition is satisfactory.

Emphasize the blend **scr** sound and have the child imitate as a single sound and as it is used at the beginning of each of the picture words.

Activity 1. Study the pictures and discuss their meaning. Have the student put a circle around each picture that starts with the sound of **scr**.

Pictures: **scrap, brush, screw, scratch**
shrimp, script, scrunch, scam

LESSON 81
Beginning Blend **scr**

script

scr

scratch

The consonant blend **scr** is used at the beginning of a word.
The **scr** makes the sound we hear at the beginning of **scrap**.

1 Put a circle around each picture that starts with the sound of **scr**.

scrap brush screw scratch

shrimp script scrunch scam

Activity 2. Practice printing **Scr** with a capital **S**.

Activity 3. Practice printing **scr** with a lower case **s**.

Activities 4. Read the words and discuss their meanings. Have the student draw a line from the word to the picture it matches.

Pictures: **scratch, scrap, scrub, scam**

Activity 5. Read the sentences together. Have the student write **yes** or **no** to the following questions.

1. Can a man scruff? (**no**)
2. Can you scrub a smell? (**no**)
3. Can you scratch your scalp? (**yes**)
4. Can you scrub a van? (**yes**)

Activity 6. Review the placement of quotation marks. Have the student print the following sentences and put the quotation marks that show who is talking.

1. Jack said, ["I can scrub the van.["
2. ["Pick up that scrap,[" said Mom.

Activity 7. Spell the words below the pictures by putting in the beginning sounds.

Pictures: **script, scrap, scam**

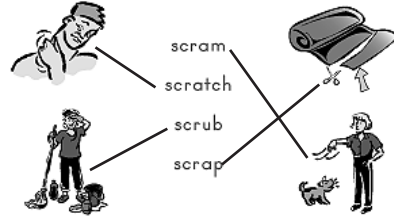
2 Practice printing **Scr** with a capital **S**.

Scr

3 Practice printing **scr** with lower case letters.

scr

4 Draw a line from the word to the picture it matches.



5 Write yes or no to the following questions.

Can a man scruff?

Can you scrub a smell?

no

no

Can you scratch your scalp?

Can you scrub a van?

yes

yes

6 Print the following sentences and add quotation marks to show what is being said.

Jack said, I can scrub the van.

Jack said, "I can scrub the van."

Pick up that scrap, said Mom.

"Pick up that scrap," said Mom.

7 Spell the words below the pictures by writing in the beginning sounds.



script

scrap

scam

Lesson 114 - Review Double Vowels: ai, ea

Overview:

- Review double vowels – **ai, ea**
- Review apostrophe for singular and plural possession
- Sentence completion

Materials and Supplies:

- Teacher's Guide & Student Workbook
- White board
- Reader 3: *The Snow Trail*

Teaching Tips:

Review double vowels: **ai, ea**. Review apostrophe as used for singular and plural possession.

Activity 1. Study the pictures and discuss the vocabulary meaning of each. Have the student put a CIRCLE around the pictures that have the sound of long **a**. Put a SQUARE around the pictures that have the sound of long **e**.

Long **a**: **grain, stain, snail**

Long **e**: **meat, beat, speak, queen, team**

Activity 2. Print the words from the word bank in the long **a** and long **e** columns

Words:	Long a sound	Long e sound
	quail	Dean
	rail	real
	train	bean
	trail	deal
	rain	meal
	mail	seam

Activity 3. Read the sentences together. Have the student choose and print the correct word on the line in the sentence.

1. It is fun to ride on a (**train**).
2. Jean saw a mother (**quail**).

LESSON 114
Review: Double Vowels ai, ea

train mail seal

ā **ē**

1 Put a circle around the pictures that have the long **ā** sound. Put a square around the pictures that have the long **ē** sound.

grain meat beat stain speak snail queen team

543

LESSON 114
Review: Double Vowels ai, ea

2 Print the words from the word bank in the long **ā** or long **ē** rows.

Dean quail real bean rail deal
train trail meal rain seam mail

Long **ā** sound

quail rail train
trail rain mail

Long **ē** sound

Dean real bean
deal meal seam

3 Print the correct word on the line to complete the sentence.

1. It is fun to ride on a train. train
rain

2. Jean saw a mother quail. quail
trail

544

Activity 4. Spell the words by filling in the double vowels **ai** or **ea**.

Pictures: **steam**, **train**, **rain**
mail, **seal**, **sail**
treat, **seat**, **bait**

Activity 5. Review apostrophe for singular possession. Use the white board again for illustration. Study the sentences together. Have the student change and print the following sentences to show possession of one person or thing. Be sure to use an apostrophe.


1. The baby has a little bottle.
The **(baby's)** bottle is little.
2. Jim has a dog for a pet.
(Jim's) pet is a dog.
3. The dog has a leg that hurts.
The **(dog's)** leg is hurt.

Activity 6. Read the sentences together. Have the student choose and print the correct word on the line in the sentence.

1. You can **(deal)** the cards.
2. Faith will **(mail)** the letters in the box.
3. The **(team)** will plan to win the game.

LESSON 114
 Review: Double Vowels ai, ea

5 Spell the words by filling in the double vowels ai or ea.



steam train rain
 mail seal sail
 treat seat bait

545

LESSON 114
 Review: Double Vowels ai, ea

5 Change and print the following sentences to show possession of one person or thing. Be sure to use an apostrophe.

1. The baby has a little bottle.
The **baby's** bottle is little.
2. Jim has a dog for a pet.
 Jim's pet is a dog.
3. The dog has a leg that hurts.
The **dog's** leg is hurt.

6 Print the correct word on the line to complete the sentence.

1. You can **deal** the cards. meal
deal
2. Faith will **mail** the letters in the box. mail
sail
3. The **team** will plan to win the game. team
tame

546

Lesson 115 - Review All Double Vowels

Overview:

- Review all double vowels

Materials and Supplies:

- Teacher's Guide & Student Workbook
- White board
- Reader 3: *The Puppet Show*

Teaching Tips:

Study and discuss all the pictures so that the student is able to identify them.

Activity 1. Look at the pictures below. Put a circle around those where you hear the long **a** sound.

Pictures: **maid, paid, team, braid mail, grain, jail, train**

Activity 2. Look at the pictures below. Put a circle around those where you hear the long **e** sound.

Pictures: **beet, heat, meat, goat peel, pail, leap, sleep**

Activity 3. Look at the pictures below. Put a circle around those where you hear the long **o** sound.

Pictures: **toad, soap, bride, road lake, float, goat, boat**

Activity 4. Read the make-up words.


Make-up Words: **claip, steeb, greap, sloaj**

Activity 5. Draw a line from the puzzle phrase to the picture it matches.

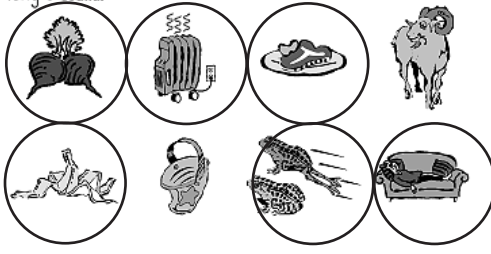
Pictures: **jeans on a goat
a boat on a wheel
a train on a tree
the meat on a chair**

LESSON 115
Review: All Double Vowels

1 Look at the pictures below. Put a circle around those that have the long **a** sound.




2 Look at the pictures below. Put a circle around those that have the long **e** sound.



547

LESSON 115
Review: All Double Vowels

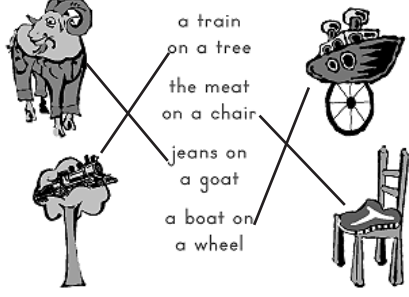
3 Look at the pictures below. Put a circle around those that have the long **o** sound.



4 Read the make-up words.

claip steeb greap sloaj

5 Draw a line from the puzzle phrase to the picture it matches.



548

Activity 6. On the lines below, print the words that match the pictures. Cross out the second vowel, and make a straight line over the first vowel to show that it has a long sound.

Pictures: **cōal, trēe, chēek**
spēak, rōad, māid
crēek, chāin, rāin




Activity 7. Read the sentences together. Have the student choose and print the correct word on the lines in the sentence.

- Jane has (**cheeks**) that are pink.
- The (**sheep**) have grass to eat.
- I see a ship that (**floats**) on the lake.
- The (**train**) was on the rail.
- Don has a (**seat**) on the bus.
- It is too deep to swim in the (**creek**).
- Gail went out in the (**rain**) and got wet.
- The (**boat**) will float when we ride on it.




LESSON 115
 Review: All Double Vowels

6 On the lines below, print the words that match the pictures. Cross out the second vowel, and make a straight line over the first vowel to show that it has a long sound.




coal creek road tree
 cheek maid speak rain chain

cōal trēe chēek

spēak rōad māid

crēek chāin rāin

549

LESSON 115
 Review: All Double Vowels

7 Print the correct word on the lines in the sentence.

1. Jane has cheeks that are pink. cheeks
 cheers

2. The sheep have grass to eat. sheep
 ship

3. I see a ship that floats on the lake. floats
 flats

4. The train was on the rail. train
 trap

5. Don has a seat on the bus. seat
 seed

6. It is too deep to swim in the creek. creek
 slip

7. Gail went out in the rain and got wet. ran
 rain

8. The boat will float when we ride in it. bait
 boat

550