





# Student Worksheet Packet

*Horizons*

## Mathematics 2

This packet contains the worksheets necessary for one student in the *Horizons Mathematics 2* curriculum. It is made available for anyone not being able to or not wanting to use the reproducible masters provided in the Teacher's Guide. Worksheets used more than one time have been added again in the sequence recommended on the following pages entitled "Where to Use Mathematics Worksheets."

There is approximately one worksheet every few lessons. This packet contains a list of all worksheets and the lessons with which they are associated.

Worksheets provide additional or remedial work for student(s). Some worksheets become manipulatives for the student(s).

Copyright © MCMXCIII by

**Alpha Omega Publications, Inc.**

804 N. 2nd Ave. E., Rock Rapids, IA 51246-1759

*Printed in the United States of America*

ISBN 978-0-7403-0002-8

Item Code: JMW025

ISBN 978-0-7403-0002-8




9 780740 300028

# Where To Use Mathematics Worksheets


This chart shows where worksheets may be used for *Horizons Math 2*.

No.	Concept	Lessons Where Worksheets Are Used
1	Number chart 0 - 99	1, 2, 5, 8, 12, 13, 16, 18, 23, 28, 33, 38, 55
2	Ordinal numbers	3
3	Place value	5
4	Blank number chart	6
5	Number ladder	9
6	Addition drill sheet	11
7	Place value	13
8	Addition drill sheet	16
9	Counting over 100	17
10	Time (hour)	19
11	Addition drill sheet	21
12	Time	23
13	Addition drill sheet	26
14	Number ladder	27
15	Subtraction facts	29
16	Addition and subtraction drill sheet	31
17	Addition with carrying in tens' column	33
18	Addition and subtraction drill sheet	36
19	Place value	39
20	Addition and subtraction drill sheet	41
21	Time for 5 minutes	42
22	Time for 5 minutes	45
23	Addition and subtraction drill sheet	46
24	Addition with ones and tens double digit answer	48
25	Blank clocks	49
26	Addition and subtraction drill sheet	51
27	Subtraction with borrowing	54
28	Addition and subtraction drill sheet	56
29	More and less	58
30	Addition and subtraction drill sheet	61
31	Multiplication chart	62
32	Missing addend	64
33	Addition and subtraction drill sheet	66
34	Sequences	68
35	Addition and subtraction drill sheet	71
36	Value of coins	74
37	Addition and subtraction drill sheet	76
38	Multiplication by twos	77
39	Word number	79
40	Addition and subtraction drill sheet	81

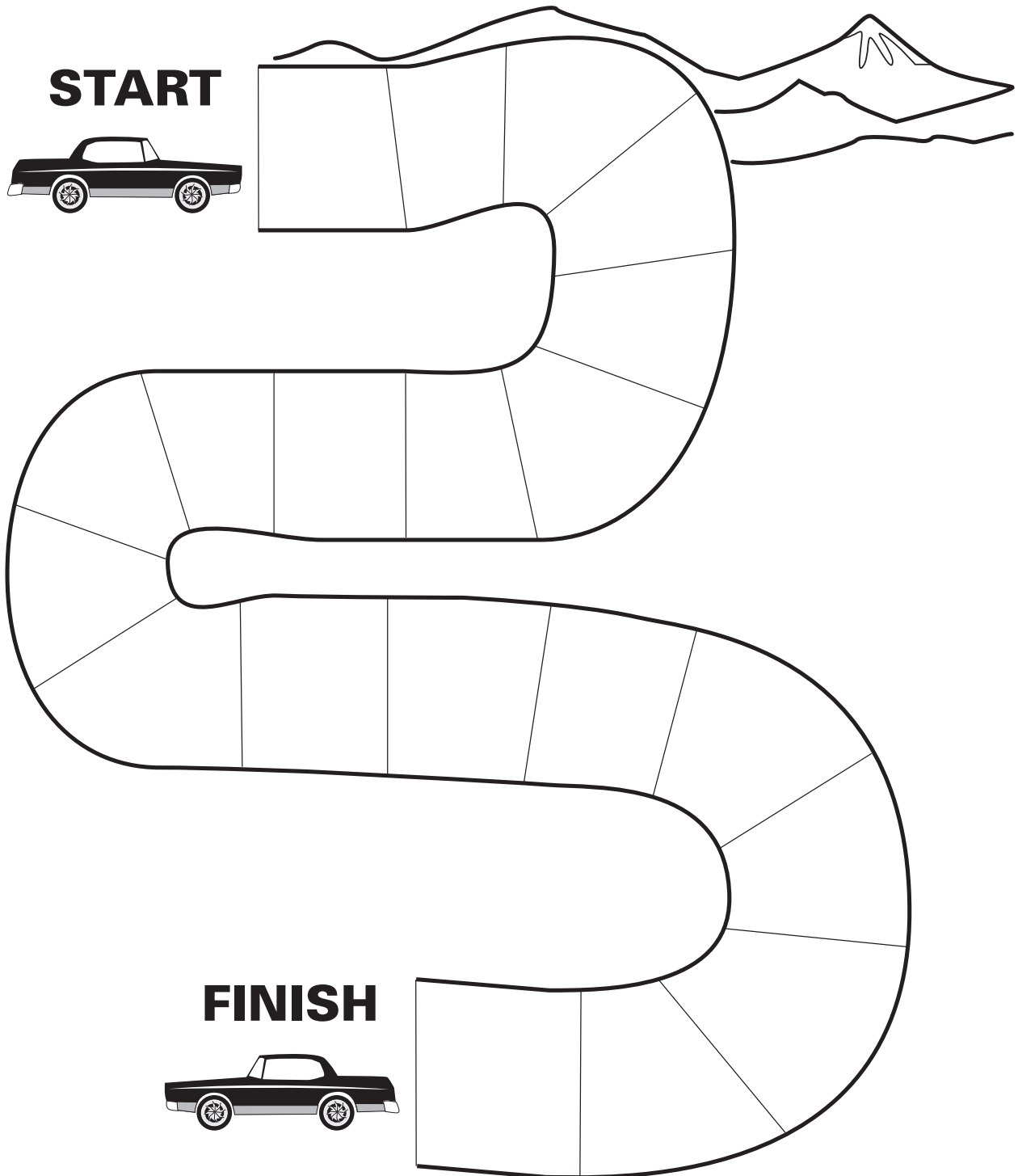
0	1	2	3	4	5	6	7	8	9
10	11	12	13	14	15	16	17	18	19
20	21	22	23	24	25	26	27	28	29
30	31	32	33	34	35	36	37	38	39
40	41	42	43	44	45	46	47	48	49
50	51	52	53	54	55	56	57	58	59
60	61	62	63	64	65	66	67	68	69
70	71	72	73	74	75	76	77	78	79
80	81	82	83	84	85	86	87	88	89
90	91	92	93	94	95	96	97	98	99



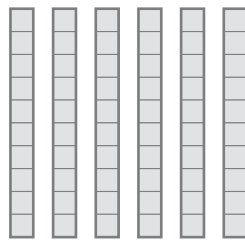
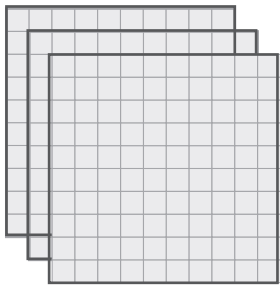
0	1	2	3	4	5	6	7	8	9
10	11	12	13	14	15	16	17	18	19
20	21	22	23	24	25	26	27	28	29
30	31	32	33	34	35	36	37	38	39
40	41	42	43	44	45	46	47	48	49
50	51	52	53	54	55	56	57	58	59
60	61	62	63	64	65	66	67	68	69
70	71	72	73	74	75	76	77	78	79
80	81	82	83	84	85	86	87	88	89
90	91	92	93	94	95	96	97	98	99




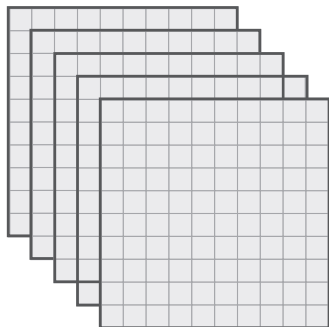
1. Color the first square red.
2. Draw a tree on the fourth square.
3. Write "STOP" on the ninth square.
4. Put a circle in the thirteenth square.
5. Color the fifteenth square blue.
6. Write "GO" on the eighteenth square.
7. Draw a house on the twentieth square.



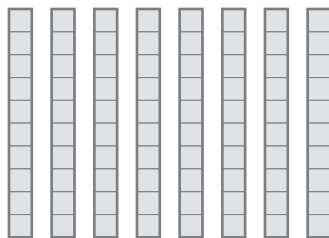
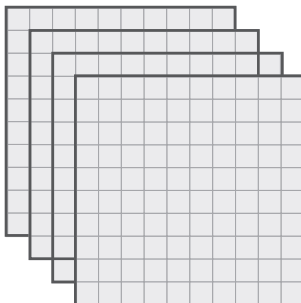
**Write the numbers.**



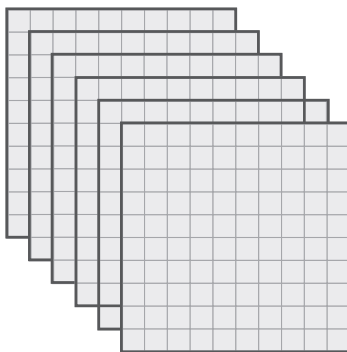
\_\_\_\_\_



\_\_\_\_\_



\_\_\_\_\_



\_\_\_\_\_

